





RIDER GUIDE

CHICAGO TRANSIT AUTHORITY



cta The Way To Work



SPRING 1998 • WELFARE TO WORK PROGRAM

TRANSIT SYSTEM OVERVIEW

The logo for the Chicago Transit Authority (CTA) features the lowercase letters "cta" in a bold, white, sans-serif font. To the left of the text are several horizontal white lines of varying lengths, creating a sense of motion or speed. The logo is set against a dark teal background.

The Chicago Transit Authority (CTA) is one of three public transit agencies which serve the 6-county, northeastern Illinois region. CTA runs buses as well as elevated and subway trains in Chicago and 38 nearby communities.

The logo for Pace Transit features the word "pace" in a bold, white, sans-serif font. The letters are stylized with horizontal lines through them, giving it a modern, dynamic appearance. The logo is set against a dark teal background.

Pace runs suburban bus routes, many of which connect with both Metra and CTA routes. In fact, you can use your CTA transit card, transfer card or monthly pass on Pace buses.

The logo for Metra (Metropolitan Northward Express) features the word "Metra" in a bold, white, sans-serif font. The letters are stylized with horizontal lines through them, giving it a modern, dynamic appearance. The logo is set against a dark teal background.


Metra is responsible for commuter trains from four downtown terminals. Currently it operates 11 rail lines in the 6-county area. Metra fares are separate from both CTA and Pace.

PLANNING AHEAD

Start planning a few days before your first trip.

Don't wait until the last minute.

To help you plan, call the Travel Information Center.



TRAVEL INFO . . . 836-7000


Agents are on call 5am to 1am daily to explain the best route for you. They can tell you how long it will take and exact connection times. Use the worksheet on the back of this booklet when you call.

GIVE IT A TRY!

Don't wait until the day of an interview, or the first day of work to take your first ride. If possible, make a practice trip, or buy your Transit Card in advance. Be as prepared as possible for your trip.

MAPS

CTA TRANSIT MAP



CTA's Transit Map shows the entire CTA bus and rail system, nearby suburban Pace routes and Metra rail lines. It is available by phone (836-7000) and at CTA Rail Stations. *Inside find:*

- **GENERAL INFORMATION** such as fares, phone numbers, etc.
- **DAYS/HOURS OF SERVICE** for trains and buses.
- **THE SYSTEM MAP** showing all of Chicago, and some suburbs.

Look at each section, *then*

FIND YOUR

1 STARTING POINT

FIND YOUR

2 DESTINATION

FIND THE

3 BUS/RAIL ROUTES

which will get you from one point to the other.

Remember, there can be more than one way to get to your destination. Write down all of your options.

TIMETABLES

RAIL TIMETABLES

Train Schedules are posted at CTA rail stations and are available from Customer Assistants at those stations. A train will stop at that station at each time listed, e.g., 11:13 am, 11:28 am, as shown below:

HOURS	MINUTES						
11am	13	28	43	58			11am
Noon	13	28	43	58			Noon
1pm	13	28	43	58			1pm
2pm	13	28	43	58			2pm
3pm	13	28	43	55			3pm
4pm	05	12	25	35	45	54	4pm
5pm	03	12	21	29	37	44	5pm
6pm	05	12	22	32	42	52	6pm
7pm	02	12	24	38	48		7pm

You can also call 836-7000 for train times from certain stations along the line.

BUS TIMETABLES

Bus Schedules are available by phone (836-7000) and show the times that a bus is at some of the main stops on a route. Even if your stop is not listed, you can figure out when the bus arrives. A weekday timetable for a #70 Division bus looks something like this:

Monday thru Friday

<u>Leave</u>			<u>Arrive</u>
<u>Austin</u>	<u>Cicero</u>	<u>California</u>	<u>Clark</u>
<u>Division</u>	<u>Division</u>	<u>Division</u>	<u>Division</u>
8:37	8:43	9:56	9:17
8:49	8:54	9:07	9:23
9:00	9:05	9:18	9:27
9:10	9:15	9:28	9:37

FARE

4 WAYS TO PAY FOR A TRIP

1 CASH




Paid as you get on a bus or enter a train station. An adult fare is **\$1.50**. Another **30¢** buys a transfer that allows for 2 more rides in the next 2 hours, even if it's a return trip. See the "Riding Buses" section on pages 8 and 9 for more information about transfers.



2 MONTHLY PASS

CTA's pass provides unlimited riding for a month for **\$88**. It is sold the last five and first five working days of each month at currency exchanges, Jewel and Dominick's food stores, or at the CTA offices on the 7th floor of the Merchandise Mart. The pass is also accepted on all Pace buses.



3 VISITOR PASS

CTA's one-day Visitor Pass is perfect for a long day of interviewing. For only **\$5**, it allows for unlimited riding for a 24-hour period beginning with the first ride. Call 836-7000 for sales locations.



OVERVIEW

4 TRANSIT CARD

Our reusable card keeps track of its own value, deducting fares and transfers automatically.

Buy it at currency exchanges, Jewel or Dominick's food stores.

\$13.50 buys 10 rides (\$15 value);
\$16.50 buys 10 rides,
10 transfers (\$18.00 value).



Transit cards are also dispensed from CTA's automated vending machines, now located in all CTA rail stations, for **\$3-\$100** (including a bonus ride for every **\$13.50** spent.)

These machines have easy to follow directions, will sell you the card, check the value of a card and permit you to recharge a card with as little as **5¢**.



Customer Assistants or Security Guards are available to help you in every station.

R I D I N G

WHICH BUS ?

CTA bus routes have a name and a number, such as the #29 State. Signs on the front and side of the buses show the number and name, then 'flip' to show the final destination.

1st...

29 State

then..

Navy Pier

WHERE ?

CTA buses usually stop every two blocks at places designated by signs such as the one on the right..

Identify an arriving bus by its sign on the front. If it is the bus that you need, simply flag it down and board it.



WHEN ?



CTA buses run about every 10 to 20 minutes depending on the time and day.

Make sure you know the times and days of the bus service you will need by calling the **RTA Travel Center** at **836-7000**

BUSES

HOW TO PAY



Next to the driver is a farebox:

Pay your exact fare into the farebox.


Coins and tokens go into one slot, dollar bills into another, Transit Cards, permits and passes into a third.



TRANSFERRING

If you are paying cash and need to ride another train or bus in the next two hours, pay \$1.50 for basic fare, then 30¢ for a transfer card, adding up to a total fare of \$1.80

If you paid with a Transit Card and it still has enough value left, you can use it to transfer.



R I D I N G

WHICH TRAIN ?

Each train line is designated by a color and has different stops and destinations. Signs on the platforms tell the destination of the trains that stop there.

The signs look something like this:



The trains are identified by signs on the front and side that are the color of the line and tell the final destination. For example, a Green Line train, headed for the Harlem Avenue station has a sign like the one shown below:



WHAT TIMES ?

CTA trains run every 3 to 12 minutes during weekday rush hours, and every 6 to 20 minutes at other times.


All stations have timetables showing departure times of each train. These are posted and available from Customer Assistants at the stations.

TRANSFERRING

Free transfers are available between train lines. Look on the map for the station name and connection symbol in a black rectangle:



T R A I N S



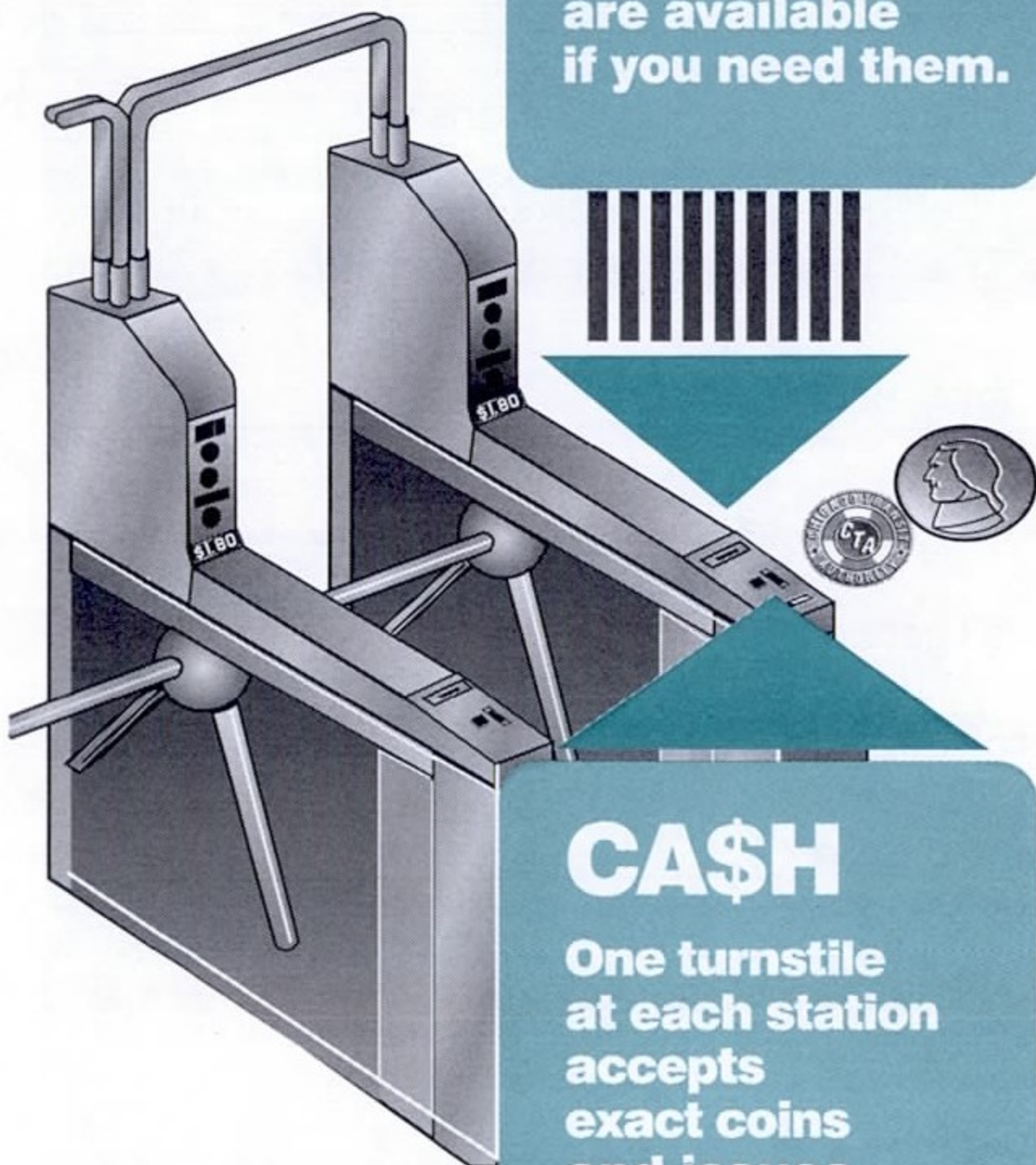
PAYING . . .

A full, adult fare is \$1.50; a transfer is 30¢. See Fare Overview, for more information.

TRANSIT CARD MONTHLY PASS VISITOR'S PASS

To use: insert in any turnstile, remove and go through.

Customer Assistants are available if you need them.



CASH

One turnstile at each station accepts exact coins and issues transfer cards if necessary.

TRIP PLANNER

● Call RTA (836-7000). Give the agent this information:

I want to leave _____
(address or major intersection)

and arrive at _____
(address or major intersection)

on these days: _____ at these times: _____

BE CERTAIN YOU GET THE FOLLOWING INSTRUCTIONS:

● I WILL RIDE A (Circle One): **BUS** **TRAIN**

If Bus: CTA or Pace _____
Route # and Name

If Train: CTA or Metra _____
Name of the Train Line

Where do I get on ? _____

I will get off at: _____ Times: _____

Required Fare: _____ Transfer? _____

IF TRANSFERRING TO ANOTHER BUS OR TRAIN, CONTINUE ...

● I WILL TRANSFER TO A (Circle One): **BUS** **TRAIN**

If Bus: CTA or Pace _____
Route # and Name

If Train: CTA or Metra _____
Name of the Train Line

Where do I get on ? _____

I will get off at: _____ Times: _____

Transferring again ? _____

IF TRANSFERRING AGAIN, CONTINUE ...

● I WILL TRANSFER TO A (Circle One): **BUS** **TRAIN**

If Bus: CTA or Pace _____
Route # and Name

If Train: CTA or Metra _____
Name of the Train Line

Where do I get on ? _____

I will get off at: _____ Times: _____