



HELPFUL HINTS FOR YOUR SAFETY

YOUR SAFETY IS OF MAJOR CONCERN TO US. THE MEN WHO OPERATE OUR BUSES AND CARS ARE TRAINED PROFESSIONALS. NEVERTHELESS, THEIR TRAINING NEVER CEASES. THROUGH A PERMANENT, CONTINUING, IN-SERVICE TRAINING PROGRAM WE ARE CONTINUALLY EMPHASIZING VARIOUS PHASES OF OUR SAFETY PROGRAM.

WE ARE GRATIFIED THAT THIS CONSTANT, EVERY-DAY ATTENTION TO YOUR SAFETY IS PRODUCING GOOD RESULTS. OUR ACCIDENT FREQUENCY RATES ARE CONTINUING TO IMPROVE.

BUT . . . WE NEED YOUR HELP, TOO. YOU CAN HELP MAKE EVERY RIDE WITH US AN EVEN SAFER RIDE BY OBSERVING A FEW, SIMPLE, SAFETY RULES. WE EARNESTLY SOLICIT YOUR COOPERATION.

FOR "SAFETY'S SAKE" . . . READ . . . AND OBSERVE . . . THE SAFETY HINTS ON THE INSIDE PAGES.






PLEASE OBSERVE THESE SAFETY SUGGESTIONS

WHEN BOARDING



HAVE THE EXACT FARE READY TO AVOID CONFUSION AND DELAY.




STEP INTO THE VEHICLE CAREFULLY, HOLDING ON TO THE GRAB RAIL FOR SUPPORT.



AFTER DEPOSITING FARE IN THE FARE BOX, HOLD ON TO THE STANCHIONS WHILE MOVING AWAY FROM THE ENTRANCE AREA.

WHEN RIDING

NEVER PUT ARMS OR ELBOWS OUT OF OPEN WINDOWS.




HOLD ON TO THE STANCHIONS OR SEAT RAILS WHENEVER STANDING, CHANGING POSITION, OR MOVING TO THE EXIT DOOR.

WHEN YOU ARE APPROACHING YOUR STOP, GIVE YOURSELF PLENTY OF TIME TO MOVE UNHURRIEDLY TO THE EXIT DOOR.



WHEN ALIGHTING



USE THE CENTER EXIT AND FOLLOW THE INSTRUCTIONS THAT ARE PRINTED ON THE DOOR.

(Push Type Door)



HOLD ON WHILE STEPPING DOWN. . . AND BEFORE STEPPING OFF, LOOK FOR APPROACHING TRAFFIC AND WATCH WHERE YOU ARE GOING TO STEP.



PROMPTLY STEP CLEAR OF THE CLOSING DOOR.