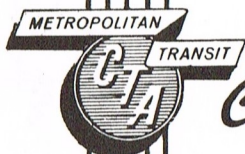


STATE STREET SUBWAY

EMERGENCY EXITS
VENTILATING SHAFTS
VENTILATING FANS
FIRE HYDRANTS
EMERGENCY ALARM BOXES

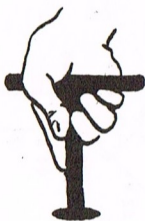


Chicago

Transit

Authority

EMERGENCY EXITS



USE FIRE HYDRANT WRENCH
OR PLIERS TO UNSCREW
BRONZE PLUG

PULL ON PLUG



Emergency exits, identified by illuminated "EXIT" signs, are located between stations and lead to sidewalk level via stairways. Every 200 feet, signs on the walls indicate the direction and distance to each exit.

At the north bank of the river, the exit terminates in a small concrete building with a panic-type door.

At all other locations in the tube section, each exit terminates at a counter-balanced trap door that opens by pushing on a horizontal bar.

At the north and south portals, panic-type doors provide exits through the concrete retaining walls.

At sidewalk level, the trap doors are identified by the words "CHICAGO SUBWAY." To open a trap door, unscrew the metal plug with a hydrant wrench or pliers and pull on the plug and attached chain.

CAUTION: The door is counter-balanced; stand clear!

The panic-type doors are opened from the outside with a master key "M", an "A" key, or an "A1" key.

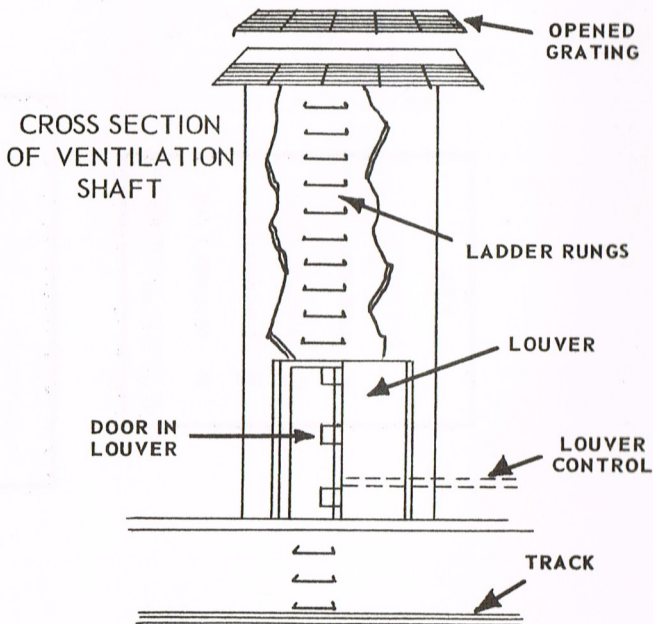
VENTILATING SHAFTS

Ventilating shafts are located every 450 feet except that in the downtown area between Van Buren Street and Lake Street there are none.

At sidewalk level, the shafts (usually four or five in a group) are covered by steel gratings. One grating can be removed after unlocking it with a pliers or screwdriver. Steel ladder rungs in the shaft and a steel door at the bottom of the shaft permit entry into the subway.

At subway level, most shafts have large vertical steel louvers, remotely controlled by the Power Supervisor.

CAUTION: Stand clear.



VENTILATING FANS

In the downtown area, the ventilating fans are reversible. In all other areas the fans only exhaust air. All fans are remotely controlled by the Power Supervisor. To contact, dial 2345.


FIRE HYDRANTS

At each station platform there is a 2½" wall hydrant connection. During freezing weather, the water supply to the wall hydrants at Roosevelt, Harrison, Congress and Van Buren, Grand, Chicago, Clark and Division, and North and Clybourn stations is shut off at the valve (painted red) located in the ejector room on mezzanine level. A notice to this effect is posted above each wall hydrant affected. The key for the ejector room (Master key or "B6" key) is in possession of the Ticket Agent.

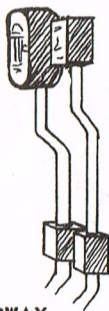
There are no wall hydrant connections in either tube of the subway between stations. Fire hose must be attached to street hydrants and brought down through emergency exits or ventilating shafts.

EMERGENCY ALARM BOXES

Emergency alarm boxes, identified by a blue light, are located every 300-400 feet throughout the subway. A CTA telephone is located at each alarm box. At station platforms, the alarm box and telephone are housed in a metal cabinet; between stations, they are mounted directly on the tube wall.



ON THE PLATFORM



IN THE SUBWAY

Operating an emergency alarm box "cuts off" the 600-volt power and automatically indicates to the Power Supervisor which box has been operated. Immediately after operating a box, contact the Radio-Telephone Operator by phone. Dial 2345.

STATE STREET SUBWAY

