

**MILWAUKEE-KIMBALL
SUBWAY**

**EMERGENCY EXITS
VENTILATING SHAFTS
VENTILATING FANS
FIRE HYDRANTS
TELEPHONES**

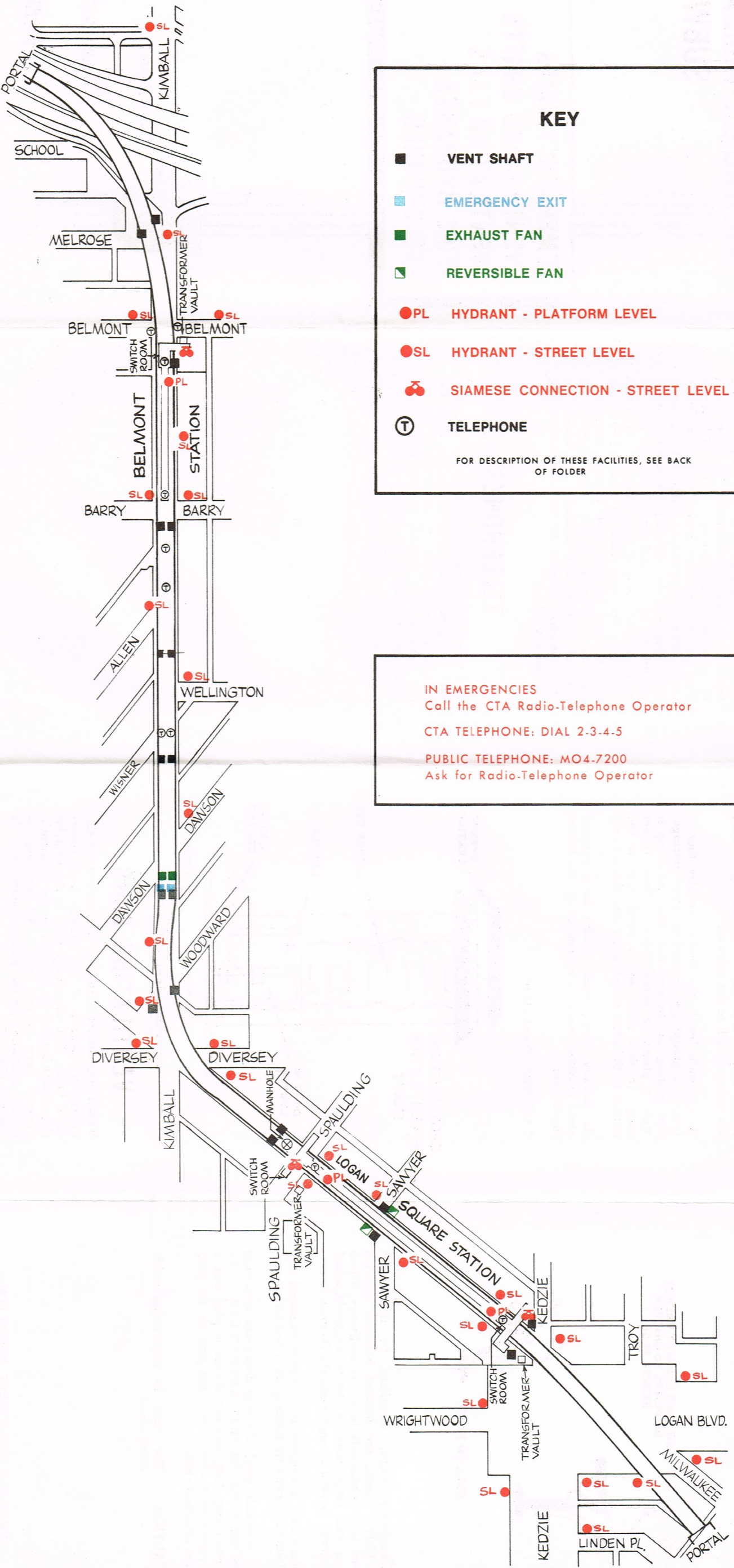


Chicago

Transit

Authority

MILWAUKEE- KIMBALL SUBWAY



KEY


- VENT SHAFT
- EMERGENCY EXIT
- EXHAUST FAN
- REVERSIBLE FAN
- PL HYDRANT - PLATFORM LEVEL
- SL HYDRANT - STREET LEVEL
- SIAMESE CONNECTION - STREET LEVEL
- Ⓣ TELEPHONE

FOR DESCRIPTION OF THESE FACILITIES, SEE BACK OF FOLDER

IN EMERGENCIES
 Call the CTA Radio-Telephone Operator
 CTA TELEPHONE: DIAL 2-3-4-5
 PUBLIC TELEPHONE: MO4-7200
 Ask for Radio-Telephone Operator

EMERGENCY EXITS

**USE FIRE HYDRANT WRENCH
OR PLIERS TO UNSCREW
BRONZE PLUG**



PULL ON PLUG



Emergency exits, identified by illuminated "EXIT" signs, are located between stations and lead to sidewalk level via stairways. There are two such exits in the Milwaukee-Kimball Subway located at approximately Dawson Street.

Each exit terminates at a counter-balanced trap door that opens by pushing on a horizontal bar.

At sidewalk level, the trap doors are identified by the words "SUBWAY KEEP CLEAR." To open a trap door, unscrew the metal plug with a hydrant wrench or pliers and pull on the plug and attached chain.

CAUTION: The door is counter-balanced; stand clear!

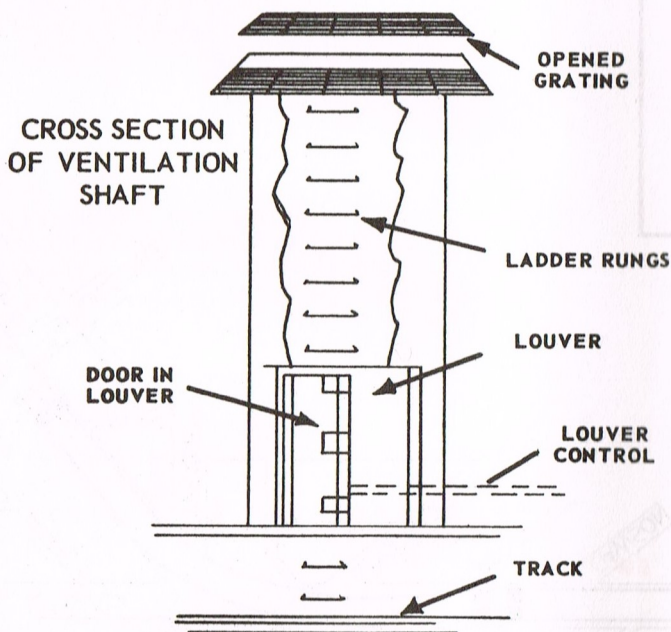
VENTILATING SHAFTS

Ventilating shafts are located at various distances ranging from 400 to 800 feet apart along the entire length of the subway.

At sidewalk level, the shafts (usually four or five in a group) are covered by steel gratings. One grating can be removed after unlocking it with a pliers or screw driver. Steel ladder rungs in this shaft and a steel door at the bottom of the shaft permit entry into the subway.

At subway level, some shafts have vertical steel louvers, remotely controlled by the Power Supervisor.

CAUTION: Stand clear!



VENTILATING FANS

Ventilating shafts identified by symbols on the schematic diagram of the subway have reversible fans. The emergency fans in the ventilating shafts marked by symbols on the schematic diagram have exhaust fans. All fans are remotely controlled by the Power Supervisor. To contact, dial 2227.

FIRE HYDRANTS

In each station in the subway tube at the station platform there is a 2½" wall hydrant connection which is connected at street level to a siamese connection. This will permit City of Chicago Fire Dept. pumper to attach to the siamese connection which will provide a water supply at the station platform level. Line should not be charged until hose and shut off valve is installed at wall hydrant. At other locations, fire hose must be attached to street hydrants and brought down through emergency exits or ventilating shafts. The neighborhood City of Chicago fire hydrants are marked on the schematic diagram for the area surrounding the subway tube.

TELEPHONES

The Milwaukee-Kimball Subway is not equipped with emergency alarm boxes, however, there are telephone connections at the platform and in the subway tube marked by symbols on the schematic diagram of the subway tube.