

MILWAUKEE-DEARBORN SUBWAY

EMERGENCY EXITS
VENTILATING SHAFTS
VENTILATING FANS
FIRE HYDRANTS
EMERGENCY PHONE BOXES

cta

TEMPORARY
ISSUE

T/DP
James R. Blaw

MANAGER, TRANSPORTATION

J. Boyle
MANAGER, SAFETY

MILWAUKEE-DEARBORN SUBWAY

KEY

- FIRE HYDRANT
- 229 EMERGENCY PHONES AND LOCATION NUMBERS
- EMERGENCY EXIT
- EXHAUST FAN
- ◀▶ REVERSIBLE FAN
- DRY LINE WITH SIAMESE CONNECTION

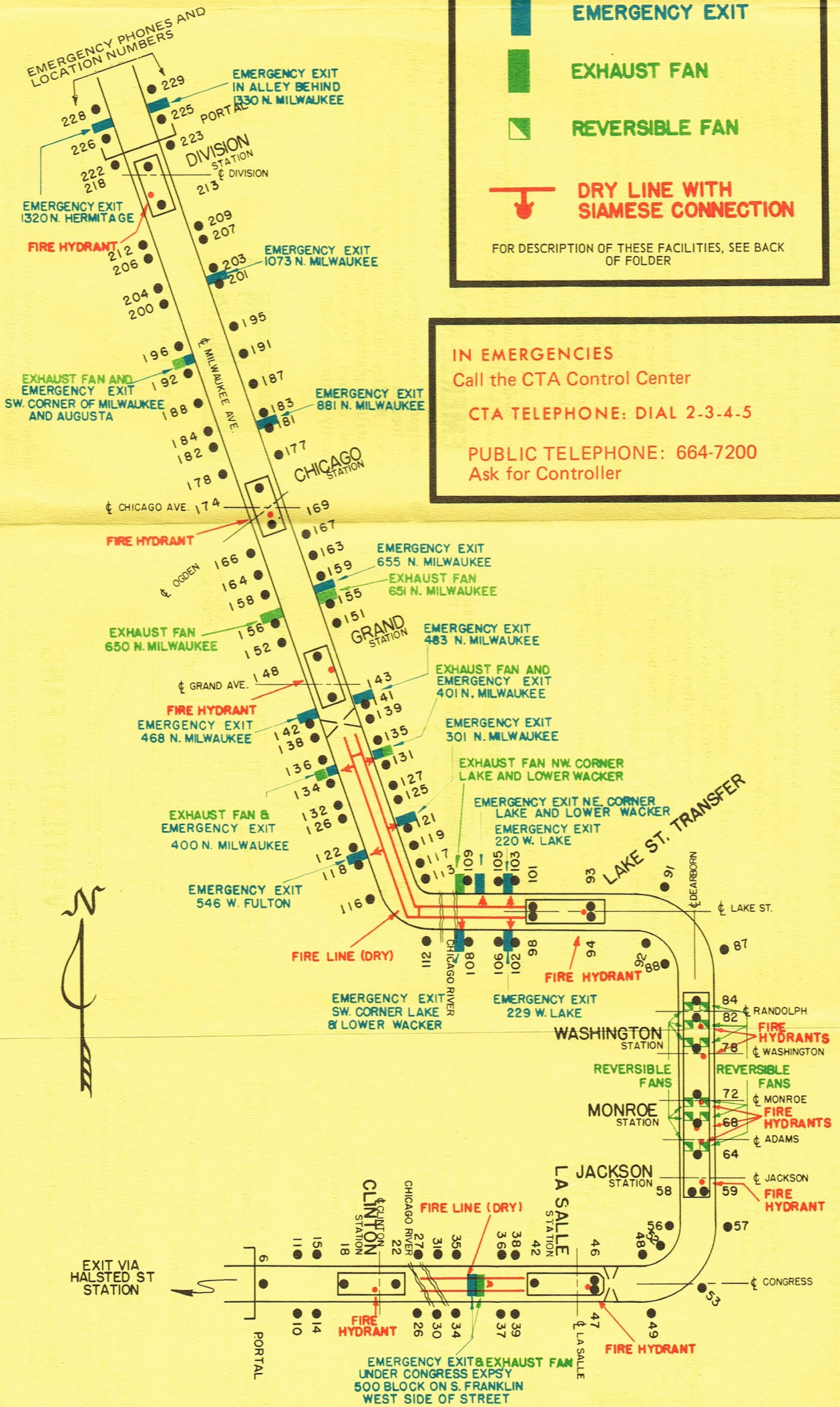
FOR DESCRIPTION OF THESE FACILITIES, SEE BACK OF FOLDER

IN EMERGENCIES

Call the CTA Control Center


CTA TELEPHONE: DIAL 2-3-4-5

PUBLIC TELEPHONE: 664-7200
Ask for Controller



EMERGENCY EXITS

USE FIRE HYDRANT WRENCH
OR PLIERS TO UNSCREW
BRONZE PLUG



PULL ON PLUG



Emergency exits, identified by illuminated "EXIT" signs, are located between stations and lead to sidewalk level via stairways. Every 200 feet, signs on the walls indicate the direction and distance to each exit.

At Lake Street and Lower Wacker Drive, and at Franklin under Congress Expressway, each exit terminates in a small concrete building with a panic-type door.

At all other locations in the tube section, each exit terminates at a counter-balanced trap door that opens by pushing on a horizontal bar.

At the north portal, panic-type doors provide exits through the concrete retaining walls.

At sidewalk level, the trap doors are identified by the words "CHICAGO SUBWAY." To open a trap door, unscrew the metal plug with a hydrant wrench or pliers and pull on the plug and attached chain.

CAUTION: The door is counter-balanced; stand clear!

The panic-type doors are opened from the outside with a Master key "M", an "A" key, or an "A1" key.

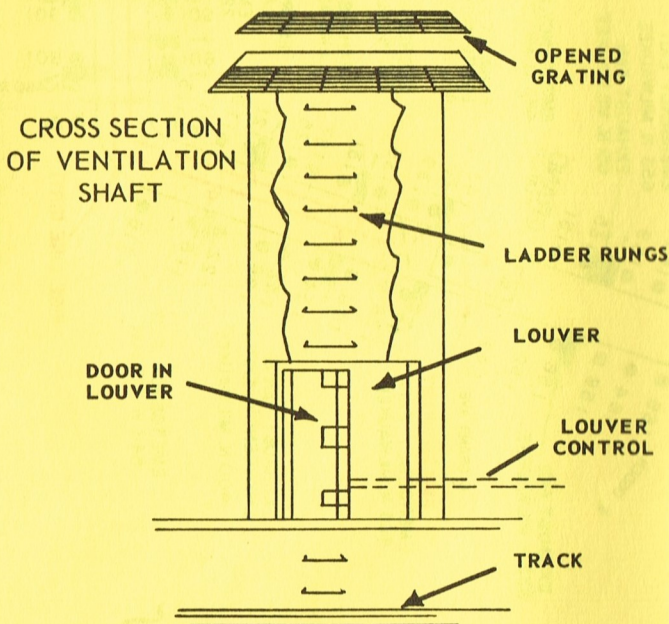
VENTILATING SHAFTS

Ventilating shafts are located every 450 feet except that in the downtown area between Van Buren Street and Lake Street there are none.

At sidewalk level, the shafts (usually four or five in a group) are covered by steel gratings. One grating can be removed after unlocking it with a pliers or screw driver. Steel ladder rungs in this shaft and a steel door at the bottom of the shaft permit entry into the subway.

At subway level, most shafts have large vertical steel louvers, remotely controlled by the Power Supervisor.

CAUTION: Stand clear.




VENTILATING FANS

In the downtown area, the ventilating fans are reversible; the other fans only exhaust air. All fans are remotely controlled by the Power Supervisor. To contact, dial 2345.

FIRE HYDRANTS

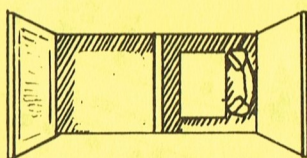
At each station platform there is a 2½" wall hydrant connection. During freezing weather, the water supply to these hydrants is shut off at the valve (painted red) in the ejector room on mezzanine level. The key for the ejector room (Master key or "B6" key) is in possession of the Ticket Agent.

Under the Chicago River (at Lake Street and at Congress Street see diagram) there are 3" dry lines with 2½" hose connections approximately every 300 feet. The dry lines terminate in Siamese connections in those emergency exits designated by the symbol  on the diagram. The Siamese connections are located below the trap door.

At other locations, fire hose must be attached to street hydrants and brought down through emergency exits or ventilating shafts.

EMERGENCY PHONE BOXES

Emergency phone boxes, identified by a blue light, are located every 300-400 feet throughout the subway. A CTA telephone is located in each box. At station platforms, the telephones are housed in a metal cabinet; between stations, they are mounted directly on the tube wall.



ON THE PLATFORM



IN THE SUBWAY

Instructions for removal of 600-volt power are located inside of door of emergency phone boxes.