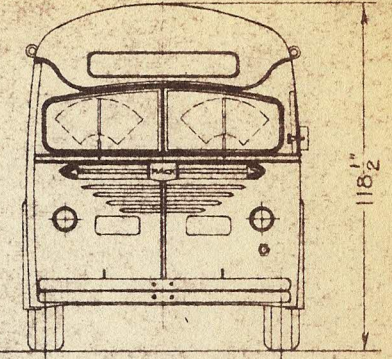
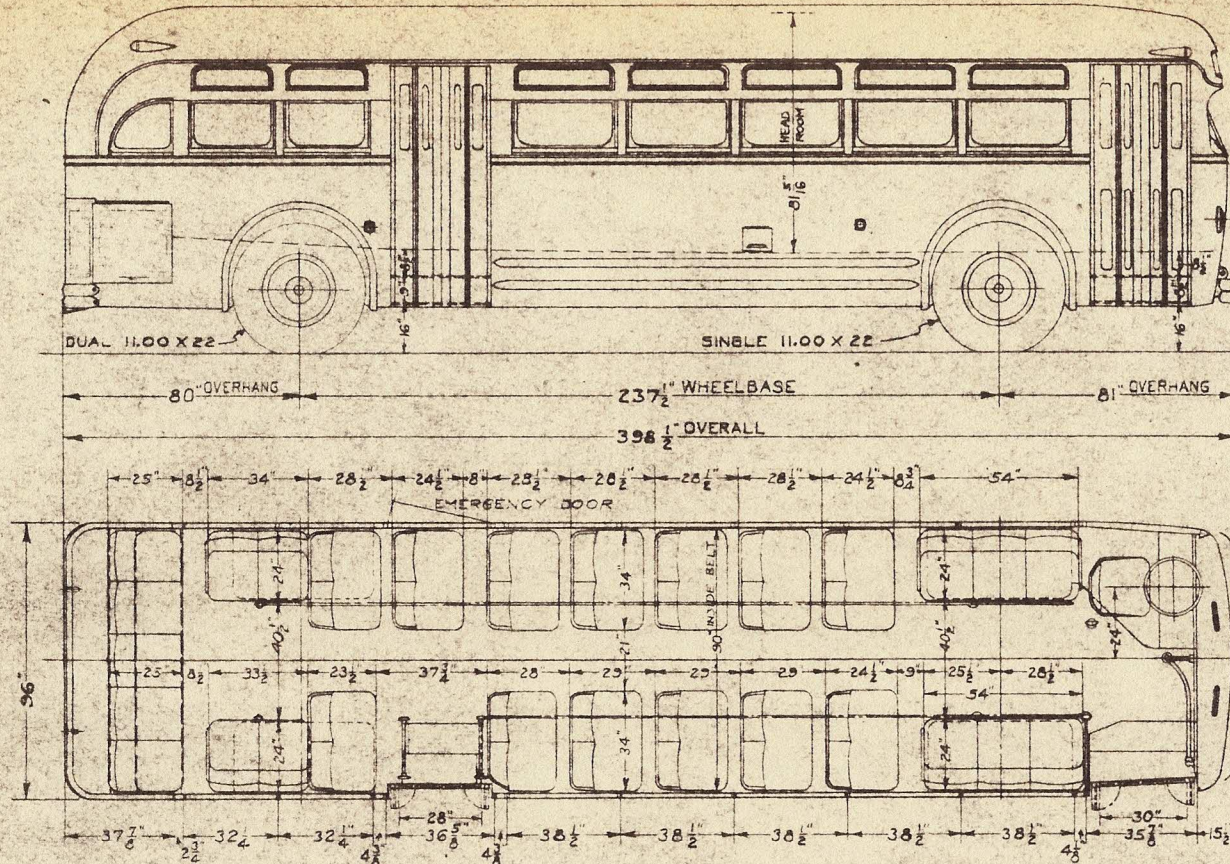



NOTE: ALL HEIGHT DIMENSIONS ARE WITHOUT LOAD



FRONT END



REAR END

BUS SERIES: 7100-7115

EQUIPMENT
 NUMBER OF BUSES = 17
 SEATING CAPACITY = 41
 ENGINE = MACK EN-672
 HORSEPOWER = 200 @ 2400
 COMPRESSOR = BW-3UE12FW
 GENERATOR = D.R.1117567
 TRANSMISSION = SPICER 918 HYDRAULIC
 HEATER = MACK
 STARTER = D.R.1109113
 HEADLIGHTS = SEALED BEAM
 FRONT AXLE = MACK 1QHA 541-P8
 REAR AXLE = MACK 1QFA 5175A-P7
 REAR AXLE BEAR RATIO = 3.73:1
 VENTILATORS = NONE ON ROOF
 DEFROSTERS = EVANS BLOWER
 BATTERY = EXIDE 17 PLATE - LAYOUT 33
 HORNS = ONE
 VENTILATORS = 2-EVANS FORCED AIR - 204919

WEIGHTS
 FRONT = 6130 LBS.
 REAR = 12910
 TOTAL = 19040

CHICAGO SURFACE LINES
 GENERAL SUPERINTENDENT OF SHOPS
 ENGINEER OF EQUIPMENT

GENERAL PLAN & SIDE ELEVATION
 FOR
MACK MODEL C-41 GAS BUSES

Dr. by A.V. _____	To. by _____	Approved _____ 19 _____
Checked by _____	Chief Draftsman	Approved _____ 19 _____
Correct <i>L. M. Anderson</i>	Engineer of Equipment	Approved _____ 19 _____
Approved <i>P. W. [Signature]</i>	1-10-1949	Scale _____ Chief Engineer
Gen. Superintendent of Shops		DRG. No. 1-K-362

REVISIONS